

Geospatial exposure data: a blind spot for investors

OGC Location Powers

15 November 2022

About Verisk Maplecroft

Unique geospatial ESG solutions provider


20+ years **50+** analysts **15** locations

Sources

Geospatial data
 Satellite imagery
 Unstructured text
 Unstructured media
 Expert research
 Structured data
 Remote sensing
 Sentiment analysis
 Survey results



Data transformation



Geospatial ESG data

- Natural capital
- Climate change
- Human Rights
- Political risk
- Economics



Use case examples

- Country risk analysis
- Portfolio risk scoring
- ESG & sustainable investment strategies

Geospatial ESG

We deliver a unique geospatial ESG perspective across asset classes

For over a decade our alternative, geospatial ESG perspective has comprehensively incorporated the geographic, industry and commodity dimensions of ESG, climate, natural capital and political risk factors, which are critical for full integration across all asset classes.

Sovereign debt

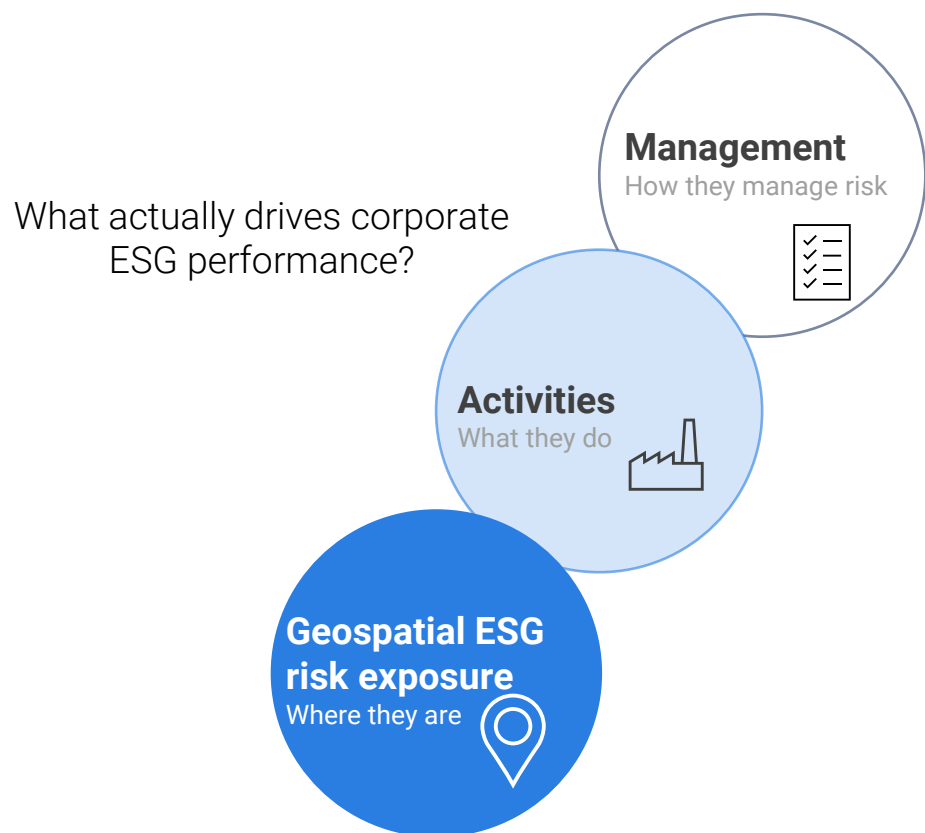
Equities & Corporate debt

Commodities

Real assets

The future of ESG is geospatial

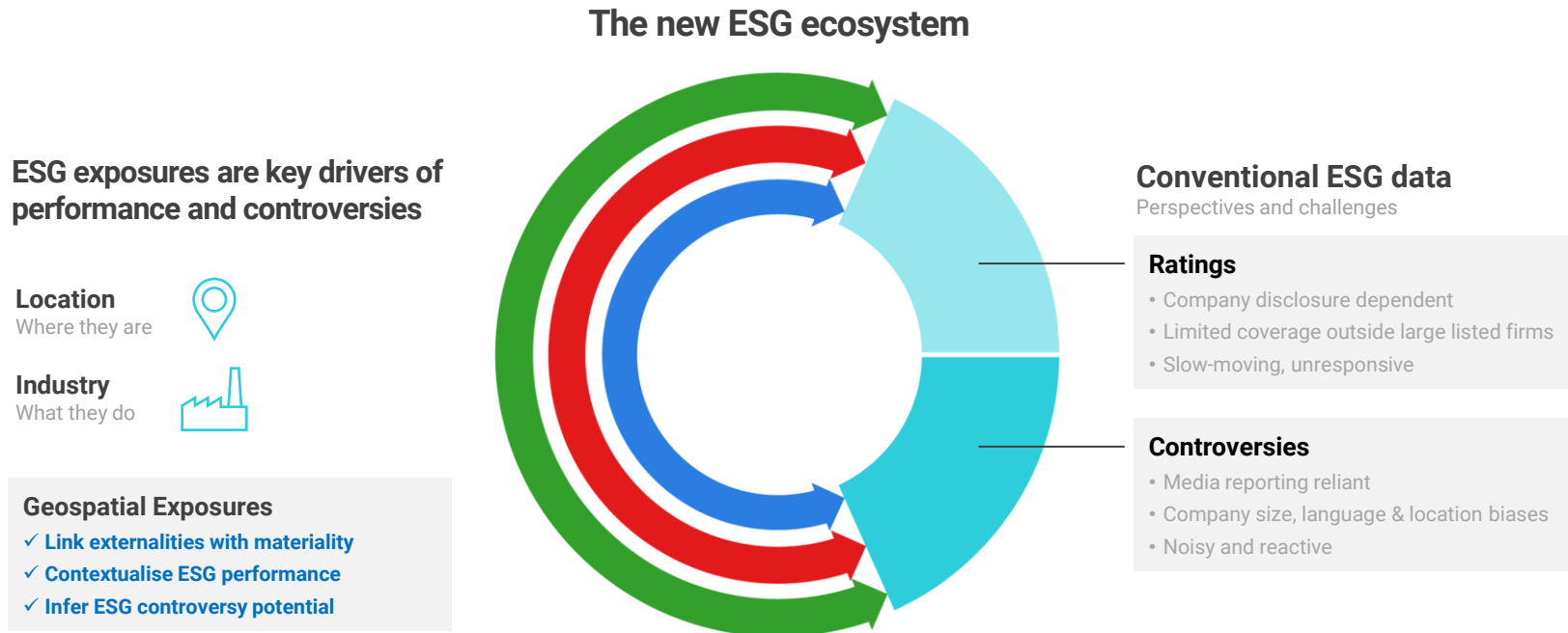
Regulatory, reputational and strategic pressures drive demand for geospatial exposure data as the new foundation for the 'ESG data ecosystem'.



Overreliance on ESG management and activity metrics – built on post-hoc incomplete disclosures, subjective scoring and biased media reporting – leaves investors building ESG products with flawed foundations.

A new foundation

The future of the 'ESG data ecosystem' is geospatial, with exposure as its foundation.



Key questions, precise answers

ESG imperatives demand a new approach to corporate ESG exposure analysis that complements corporate performance data and addresses its limitations.

Efficiency

Transparency

Compliance

Sustainability



ESG analysis & integration

What is the exposure of my equities & corporate debt portfolio to ESG risks?

How can I account for companies' risk exposure when comparing ESG performance?

How can I leverage company's performance data to understand which ESG risks are material?

Does a company address its key ESG risks, or is it greenwashing?



Engagement & stewardship

How can I identify the key ESG risks that a company is exposed to in order to make my engagement and investment decision-making more effective?

How can I engage more effectively with companies on the ESG risk exposure of their supply chains?



Regulatory & client reporting

How can I accurately calculate what share of my investments are in companies with assets located in or near to biodiversity-sensitive areas for SFDR reporting requirements?

How can I quantify my fund's exposure to modern slavery?

How can I communicate to my clients how companies in their portfolio align around key ESG risks?



Verisk Maplecroft is a Verisk business

These materials, including any updates to them, are published by and remain subject to the copyright of the Maplecroft.Net Limited ("Verisk Maplecroft"), and are made available to clients of Verisk Maplecroft under terms agreed between Verisk Maplecroft and those clients. The use of these materials is governed by the terms and conditions of the agreement under which they were provided. The content and conclusions contained are confidential and may not be disclosed to any other person without Verisk Maplecroft's prior written permission. Verisk Maplecroft makes no warranty or representation about the accuracy or completeness of the information and data contained in these materials, which are provided 'as is'. The opinions expressed in these materials are those of Verisk Maplecroft, and nothing contained in them constitutes an offer to buy or to sell securities, or investment advice. Verisk Maplecroft's products do not provide a comprehensive analysis of the financial position or prospects of any company or entity and nothing in any such product should be taken as comment regarding the value of the securities of any entity. Verisk Maplecroft does not warrant or represent that these materials are appropriate or sufficient for your purposes. If, notwithstanding the foregoing, you or any other person relies upon these materials in any way, Verisk Maplecroft does not accept, and hereby disclaims to the extent permitted by law, all liability for any loss and damage suffered arising in connection with such reliance. Please also note that the laws of certain jurisdictions may prohibit or regulate the dissemination of certain types of information contained in these materials, such as maps, and accordingly it is your responsibility to ensure that any dissemination of such information across national boundaries within your organisation is permitted under the laws of the relevant jurisdiction. Copyright © 2022, Maplecroft.Net Limited. All rights reserved.

©Verisk Analytics, Inc. All rights reserved.